



District Report Card: 2017


State: Tamil Nadu	District: Chennai
Class: 5	Subject: Language
Schools: 61	Students: 1206


Participation/Coverage


Students

 GENDER	Boys		Girls	
	Number	%	Number	%
	566	46.93	640	53.07

 AREA	Rural		Urban	
	Number	%	Number	%
	27	2.24	1179	97.76

 CATEGORY	SC		ST		OBC		GEN	
	Number	%	Number	%	Number	%	Number	%
	464	38.47	7	0.58	625	51.82	110	9.12

 CWSN	LD	VI	HI	S&LD	ID	Oth
	0	1	1	2	4	1

 Management	Government		Government-aided	
	Number	%	Number	%
	467	38.72	739	61.28

Average Performance of Students in Language (%)

Overall	Gender		Area		Management		Social Group			
	Male	Female	Rural	Urban	Govt.	Aided	SC	ST	OBC	GEN
53.65	51.21	55.81	69.38	53.29	47.25	57.70	55.33	54.29	52.41	53.64

Performance on Learning Outcomes (LOs)

Learning Outcomes	Description	Average Performance(%)
L504	Reads and comprehends independently storybooks, news items/ headlines, advertisements etc.	53.12
L508	Reads text with comprehension, locates details and sequence of events	53.92

Range of Performance of Students who Answered Correctly							
Below 30%		30% - 50%		50% - 75%		Above 75%	
Number	%	Number	%	Number	%	Number	%
188	15.59	378	31.34	406	33.67	234	19.40

Lowest Performing Learning Outcomes (LOs)

- 1 - Reads and comprehends independently storybooks, news items/ headlines, advertisements etc. (53.12)
- 2 - Reads text with comprehension, locates details and sequence of events (53.92)